


CL-W Vacuum Lifter

# Examples of use






## Wall panels vertical installation

CL-W is the ideal vacuum lifter for installing wall sandwich panels vertically, no matter their length.



## Wall panels horizontal installation

CL-W vacuum lifter is provided with a configuration specifically for installing wall sandwich panels horizontally.



## Installation in closed environments

CL-W allows the installation of sandwich panels for the cladding of cold rooms, automatic warehouses and sheds.

