




HIGHLIGHT

1. Rotary yoke:

Stepless 3D movement of the yoke and load.

2. Wireless remote:

Control the movement of the arm and load from where you have the best overview



SL 808 OUTDOOR

LIFTS UP TO 820 KG / 1,810 LBS.

The SL 808 Outdoor combines lifting power with an impressive reach. Large window sections are installed easily and precisely using the multifunctional, rotary yoke.

A wireless remote controls all yoke and arm movements and makes it possible for the operator to move around the lift during installation. The lift has a proportional hydraulic system that enables the operator to control the arm with extreme precision so that small adjustments of the controls trigger small movements of the yoke and arm.

The SL 808 Outdoor is fitted with twin tyres to ensure that it does not get bogged down in off-road conditions. The lift is front-wheel driven and fitted with wide, puncture-proof tyres to ensure unique stability when driving with a full load.



EXTENSION OF ARM
166 CM /65 IN.



LIFTING HEIGHT
440 CM /173 IN.



This lift features proportional hydraulic movement of the arm and yoke

TECHNICAL SPECIFICATIONS

Lifting cap. arm in/out	820 / 200 kg - 1,810 / 440 lbs.
Lifting height	4,400 mm / 173 in.
Extension of arm	2 x 830 mm / 2 x 33 in.
Tip from horizontal	42° back / 86° fwd.
Side shift	100 mm / 4 in.
Charging voltage	230V / 110V
Charging time	Approx. 8 hrs.
Battery	4 x 134 Ah AGM
Running period	Up to 8 hrs.
Front-wheel drive	2000 W AC
Suction pads	4 x Ø400mm & 2 x Ø300mm / 4 x Ø16 in. & 2 x Ø12 in.
Width	1,010 mm / 40 in.
Curb weight	1,300 kg / 2,860 lbs.
Class	IP 65

BUILD YOUR SMARTLIFT

Foam-filled tyres	Standard
Electric key switch	■
Special Color	■
Wireless remote	Standard
Hydraulic extension of arm	Standard
Hydraulic rotating yoke	Standard

■ Select the options you need

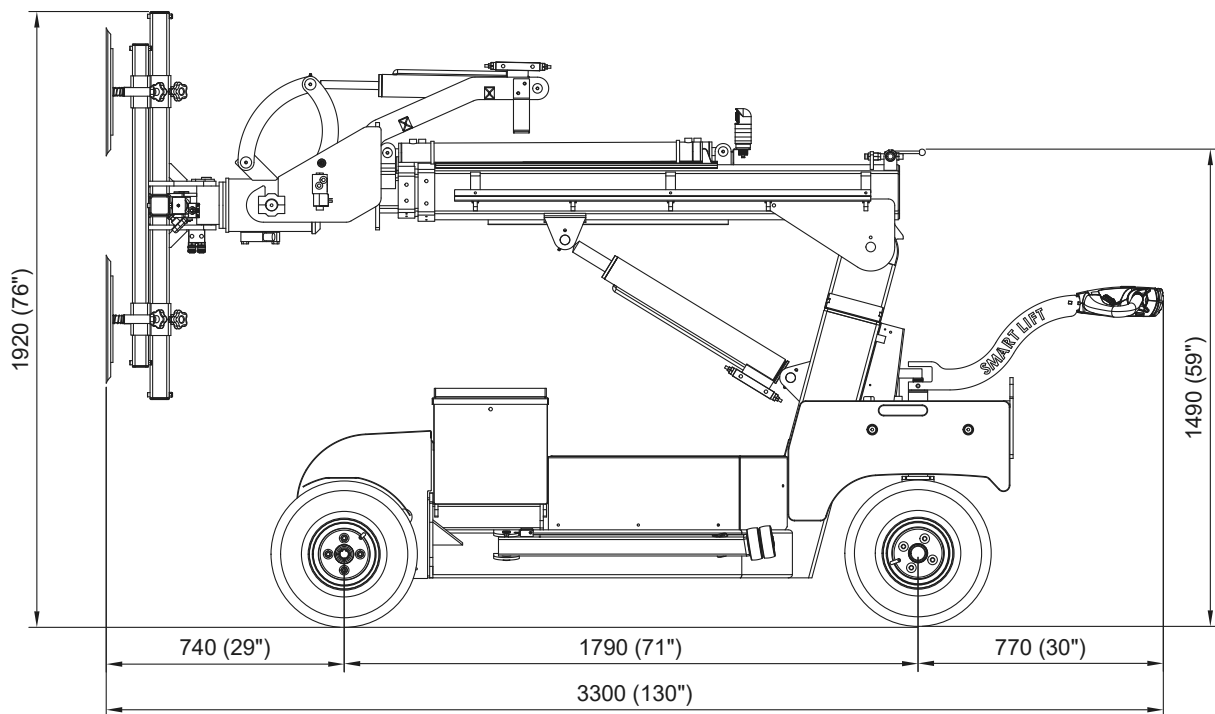
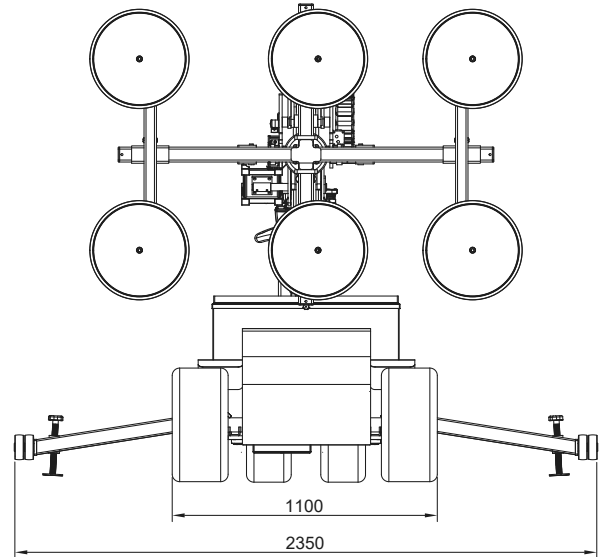


SMARTLIFT®

SL 808 OUTDOOR

TECHNICAL SPECIFICATIONS

Lifting cap. arm in/out	820 / 200 kg - 1,810 / 440 lbs.
Lifting height	4,400 mm / 173 in.
Extension of arm	2 x 830 mm / 2 x 33 in.
Tip from horizontal	42° back / 86° fwd.
Side shift	100 mm / 4 in.
Charging voltage	230V / 110V
Charging time	Approx. 8 hrs.
Battery	4 x 134 Ah AGM
Running period	Up to 8 hrs.
Front-wheel drive	2000 W AC
Suction pads	4 x Ø400mm & 2 x Ø300mm / 4 x Ø16 in. & 2 x Ø12 in.
Width	1,010 mm / 40 in.
Curb weight	1,300 kg / 2,860 lbs.
Class	IP 65



SL808 Outdoor

